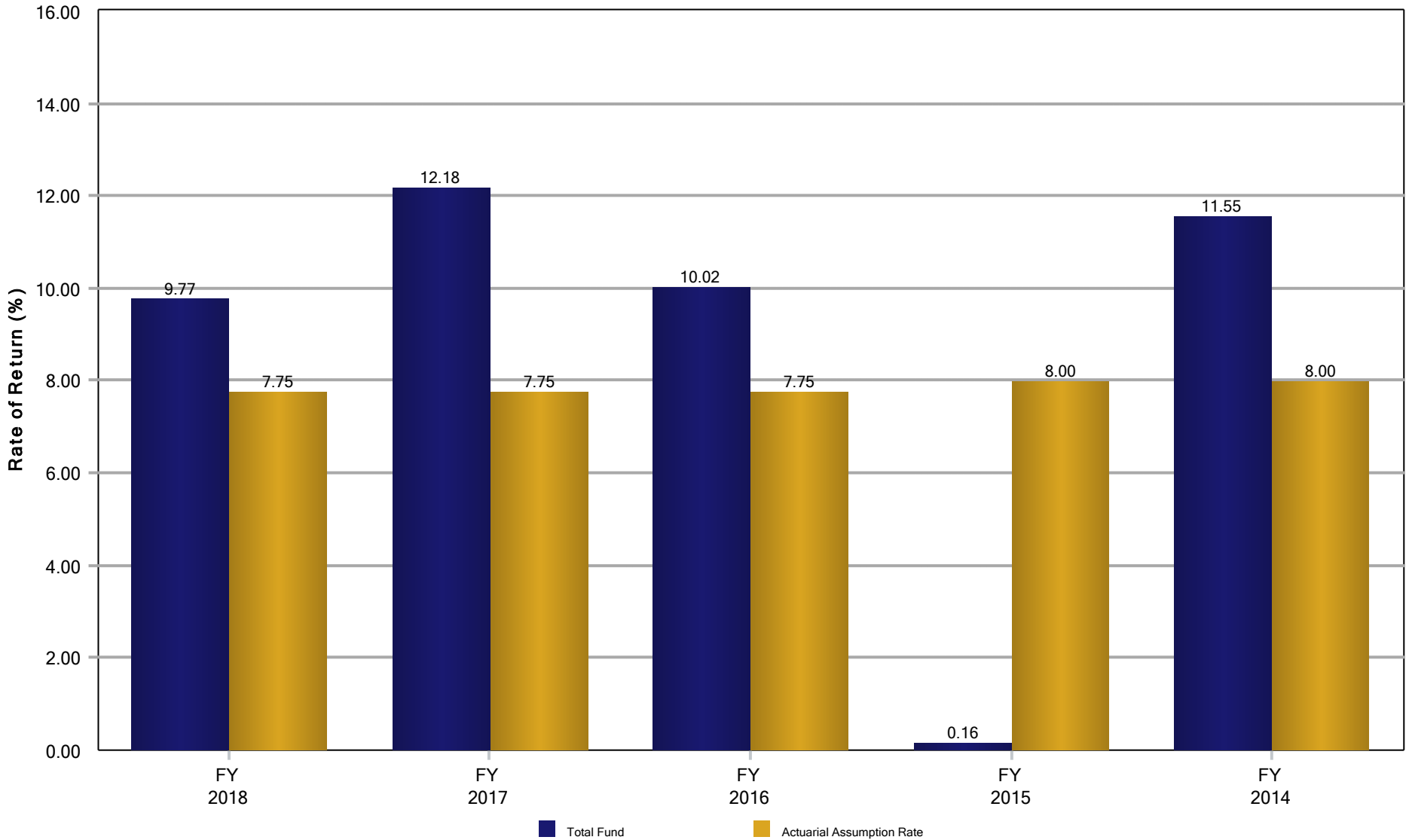


Palm Bay Police & Firefighters' Pension Fund
Fiscal Year Rates of Return
September 30, 2018

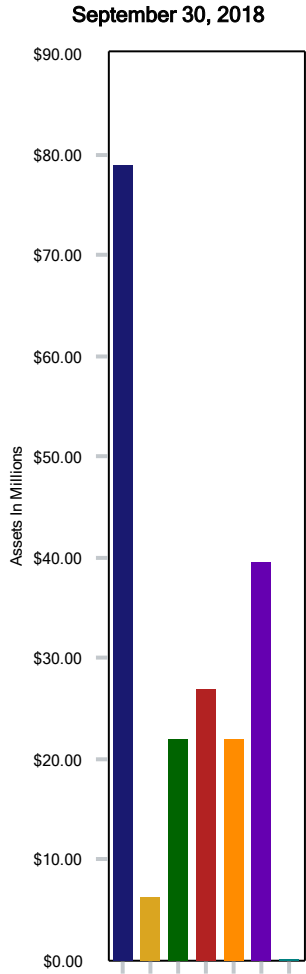


Disclosure: Actuarial assumption rate as of September 30, 2018. Past performance is not indicative of future results.

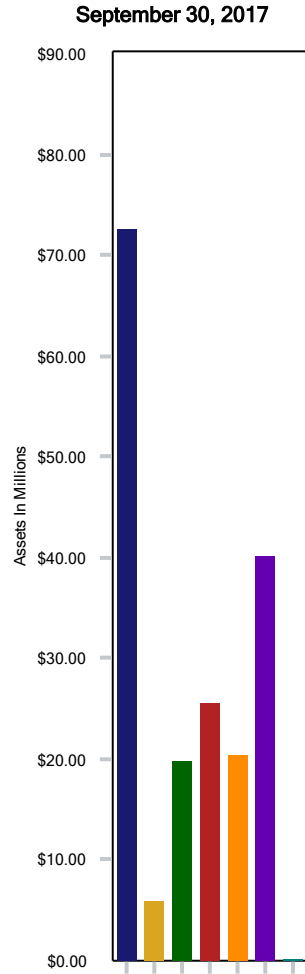
Palm Bay Police & Firefighters' Pension Fund

Historical Asset Allocation

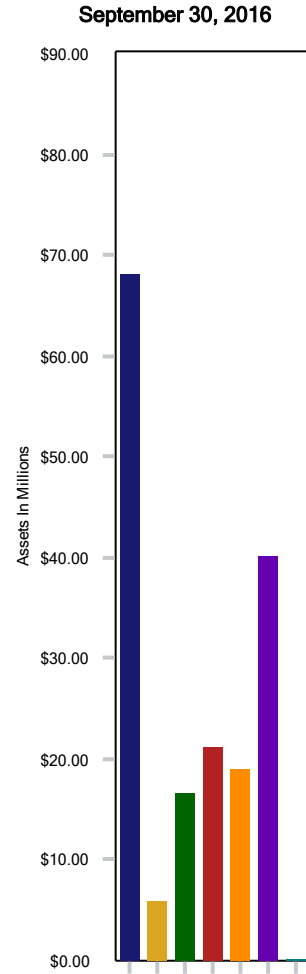
September 30, 2018



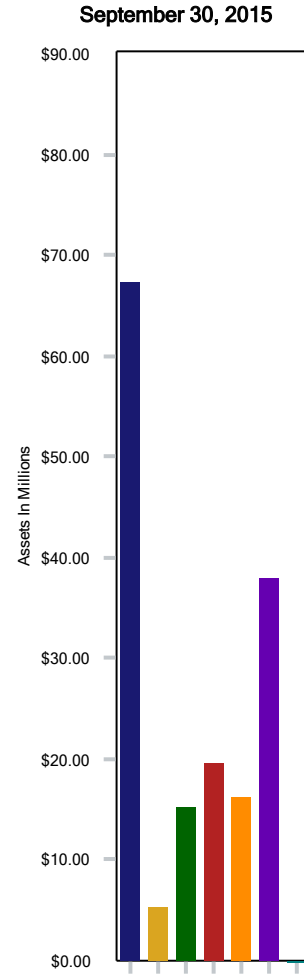
■ Domestic Equity	40.26
■ MLPs	3.21
■ Convertibles	11.25
■ International Equity	13.75
■ Private Real Estate	11.23
■ Fixed Income	20.24
■ Cash	0.05



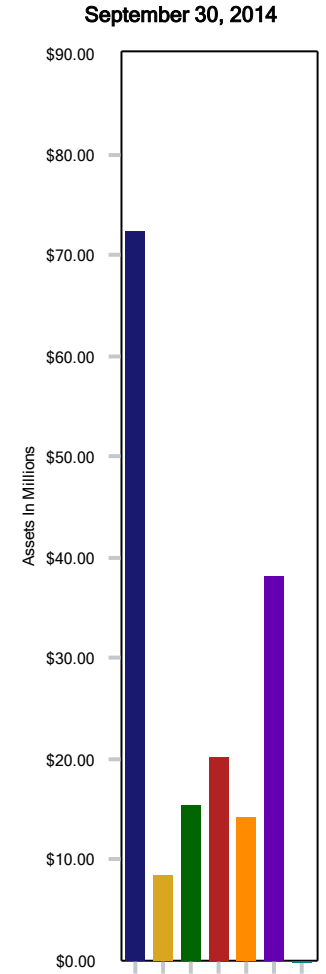
■ Domestic Equity	39.34
■ MLPs	3.23
■ Convertibles	10.70
■ International Equity	13.87
■ Private Real Estate	11.04
■ Fixed Income	21.76
■ Cash	0.06



■ Domestic Equity	39.78
■ MLPs	3.50
■ Convertibles	9.67
■ International Equity	12.42
■ Private Real Estate	11.09
■ Fixed Income	23.46
■ Cash	0.07



■ Domestic Equity	41.58
■ MLPs	3.34
■ Convertibles	9.42
■ International Equity	12.09
■ Private Real Estate	10.08
■ Fixed Income	23.48
■ Cash	0.01



■ Domestic Equity	42.88
■ MLPs	5.04
■ Convertibles	9.10
■ International Equity	11.90
■ Private Real Estate	8.43
■ Fixed Income	22.64
■ Cash	0.01